

Webster at Blue Ash - TMC

Tue Nov 12, 2024

Full Length (6 AM-8 PM)

All Classes (Lights, Articulated Trucks and Single-Unit Trucks, Buses, Pedestrians, Bicycles on Crosswalk)

All Movements

ID: 1246439, Location: 39.198929, -84.398695



Provided by: The Kleingers Group
6219 Centre Park Drive,
West Chester, OH, 45069, US

Leg Direction	Webster Avenue Eastbound						Webster Avenue Westbound						Blue Ash Road Northbound						Blue Ash Road Southbound						Int
	L	T	R	U	App	Ped*	L	T	R	U	App	Ped*	L	T	R	U	App	Ped*	L	T	R	U	App	Ped*	
2024-11-12 6:00AM	6	0	0	0	6	0	1	1	0	0	2	0	0	5	1	0	6	0	0	3	1	0	4	0	18
6:15AM	1	0	0	0	1	0	0	1	0	0	1	0	2	15	0	0	17	0	0	6	2	0	8	1	27
6:30AM	4	1	1	0	6	0	2	1	0	0	3	0	2	33	1	0	36	0	0	10	2	0	12	0	57
6:45AM	10	0	2	0	12	0	1	0	0	0	1	1	3	30	0	0	33	0	0	14	5	0	19	1	65
Hourly Total	21	1	3	0	25	0	4	3	0	0	7	1	7	83	2	0	92	0	0	33	10	0	43	2	167
7:00AM	11	3	1	0	15	0	2	1	0	0	3	0	4	32	0	0	36	0	1	25	7	0	33	0	87
7:15AM	13	0	2	0	15	0	1	1	1	0	3	0	6	31	0	0	37	0	0	21	1	0	22	0	77
7:30AM	15	2	3	0	20	0	6	4	0	0	10	0	7	38	1	0	46	0	1	36	5	0	42	0	118
7:45AM	26	4	3	0	33	0	2	3	1	0	6	0	7	57	2	0	66	0	3	60	9	0	72	0	177
Hourly Total	65	9	9	0	83	0	11	9	2	0	22	0	24	158	3	0	185	0	5	142	22	0	169	0	459
8:00AM	17	6	1	0	24	0	1	4	0	0	5	0	4	41	3	0	48	0	0	40	6	0	46	0	123
8:15AM	7	1	5	0	13	0	1	1	1	0	3	1	4	29	1	0	34	0	0	37	9	0	46	0	96
8:30AM	17	2	1	0	20	0	2	5	2	0	9	0	1	38	0	0	39	0	0	24	9	0	33	1	101
8:45AM	7	1	4	0	12	0	2	1	2	0	5	0	3	39	2	0	44	0	0	37	4	0	41	0	102
Hourly Total	48	10	11	0	69	0	6	11	5	0	22	1	12	147	6	0	165	0	0	138	28	0	166	1	422
9:00AM	8	1	1	0	10	0	2	4	2	0	8	0	4	26	1	0	31	0	0	24	10	0	34	0	83
9:15AM	21	4	1	0	26	0	0	1	0	0	1	2	9	18	2	0	29	0	0	20	15	0	35	0	91
9:30AM	15	0	3	0	18	0	1	1	0	0	2	0	3	31	1	0	35	0	0	25	5	0	30	0	85
9:45AM	13	3	2	0	18	0	1	1	0	0	2	0	2	29	1	0	32	0	0	20	11	0	31	0	83
Hourly Total	57	8	7	0	72	0	4	7	2	0	13	2	18	104	5	0	127	0	0	89	41	0	130	0	342
10:00AM	9	2	4	0	15	0	3	2	1	0	6	1	1	29	0	0	30	0	0	20	7	0	27	0	78
10:15AM	6	2	1	0	9	0	0	1	0	0	1	0	1	37	1	0	39	0	0	23	7	0	30	1	79
10:30AM	15	1	1	0	17	0	1	1	1	0	3	0	4	22	0	0	26	0	0	24	12	0	36	0	82
10:45AM	5	1	2	0	8	0	1	2	1	0	4	0	0	27	2	0	29	0	0	37	8	0	45	0	86
Hourly Total	35	6	8	0	49	0	5	6	3	0	14	1	6	115	3	0	124	0	0	104	34	0	138	1	325
11:00AM	13	3	0	0	16	0	1	2	2	0	5	0	3	30	3	0	36	1	1	24	8	0	33	0	90
11:15AM	8	3	1	0	12	0	1	2	0	0	3	1	3	26	1	0	30	0	0	34	9	0	43	0	88
11:30AM	13	6	1	0	20	0	1	1	0	0	2	0	1	39	0	0	40	2	0	27	11	0	38	0	100
11:45AM	8	1	4	0	13	0	3	0	0	0	3	0	3	29	2	0	34	0	0	21	10	0	31	0	81
Hourly Total	42	13	6	0	61	0	6	5	2	0	13	1	10	124	6	0	140	3	1	106	38	0	145	0	359
12:00PM	14	1	3	0	18	0	1	0	0	0	1	0	2	31	1	0	34	2	1	27	10	0	38	0	91
12:15PM	7	4	1	0	12	0	0	4	4	0	8	0	2	33	1	0	36	0	1	29	7	0	37	0	93
12:30PM	1	6	3	0	10	0	1	3	1	0	5	0	3	29	1	0	33	0	1	25	12	0	38	1	86
12:45PM	9	2	3	0	14	0	1	2	0	0	3	0	4	32	1	0	37	0	0	24	15	0	39	0	93
Hourly Total	31	13	10	0	54	0	3	9	5	0	17	0	11	125	4	0	140	2	3	105	44	0	152	1	363
1:00PM	8	2	2	0	12	0	1	0	1	0	2	1	5	27	1	0	33	0	0	32	7	0	39	1	86
1:15PM	7	1	4	0	12	0	0	1	0	0	1	0	2	33	0	0	35	0	0	35	19	0	54	0	102
1:30PM	10	0	4	0	14	0	0	5	0	0	5	2	4	27	0	0	31	1	0	29	8	0	37	0	87
1:45PM	15	5	2	0	22	0	1	2	0	0	3	0	5	33	2	0	40	0	0	35	12	0	47	0	112
Hourly Total	40	8	12	0	60	0	2	8	1	0	11	3	16	120	3	0	139	1	0	131	46	0	177	1	387
2:00PM	9	6	4	0	19	0	2	1	4	0	7	0	1	41	4	0	46	0	0	24	17	0	41	2	113
2:15PM	7	3	3	0	13	0	1	4	2	0	7	1	5	47	6	0	58	1	0	30	15	0	45	0	123
2:30PM	15	1	0	0	16	0	1	4	2	0	7	0	2	33	0	0	35	1	0	32	10	0	42	0	100
2:45PM	9	5	2	0	16	0	0	1	1	0	2	0	3	33	2	0	38	0	0	32	16	0	48	2	104
Hourly Total	40	15	9	0	64	0	4	10	9	0	23	1	11	154	12	0	177	2	0	118	58	0	176	4	440
3:00PM	9	4	5	0	18	0	0	2	0	0	2	0	3	48	2	0	53	2	0	41	14	0	55	0	128
3:15PM	21	9	2	0	32	0	1	4	0	0	5	0	8	64	4	0	76	0	0	47	23	0	70	0	183
3:30PM	26	3	7	0	36	0	1	1	0	0	2	0	2	46	5	0	53	1	0	48	26	0	74	0	165
3:45PM	20	2	3	0	25	0	2	1	0	0	3	2	1	52	5	0	58	0	1	48	15	0	64	1	150
Hourly Total	76	18	17	0	111	0	4	8	0	0	12	2	14	210	16	0	240	3	1	184	78	0	263	1	626
4:00PM	13	6	5	0	24	0	2	2	0	0	4	1	7	63	2	0	72	0	3	52	25	0	80	0	180
4:15PM	18	6	6	0	30	0	1	3	0	0	4	3	4	82	4	0	90	1	3	49	20	0	72	0	196
4:30PM	12	6	3	0	21	0	3	3	1	0	7	3	4	55	10	0	69	2	1	36	18	0	55	0	152
4:45PM	16	4	4	0	24	0	4	1	0	0	5	4	5	69	2	0	76	2	2	45	29	0	76	0	181
Hourly Total	59	22	18	0	99	0	10	9	1	0	20	11	20	269	18	0	307	5	9	182	92	0	283	0	709
5:00PM	14	4	8	0	26	0	1	9	0	0	10	2	12	76	4	0	92	0	1	55	20	0	76	1	204
5:15PM	15	7	6	0	28	0	2	7	1	0	10	2	3	79	2	0	84	0	3	45	22	0	70	1	192
5:30PM	17	6	5	0	28	0	2	1	2	0	5	3	3	66	3	0	72	0	1	62	28	0	91	2	196
5:45PM	15	5	8	0	28	0	2	2	0	0	4	1	3	57	7	0	67	0	1	42	20	0	63	1	162

Leg Direction	Webster Avenue Eastbound						Webster Avenue Westbound						Blue Ash Road Northbound						Blue Ash Road Southbound						
Time	L	T	R	U	App	Ped*	L	T	R	U	App	Ped*	L	T	R	U	App	Ped*	L	T	R	U	App	Ped*	Int
Hourly Total	61	22	27	0	110	0	7	19	3	0	29	8	21	278	16	0	315	0	6	204	90	0	300	5	754
6:00PM	9	5	5	0	19	0	0	1	1	0	2	0	2	50	2	0	54	1	0	45	14	0	59	0	134
6:15PM	10	6	5	0	21	0	1	6	0	0	7	0	3	41	4	0	48	0	0	47	10	0	57	1	133
6:30PM	10	5	5	0	20	0	1	1	1	0	3	0	8	35	4	0	47	0	0	29	10	0	39	0	109
6:45PM	14	4	5	0	23	0	0	1	0	0	1	0	0	25	3	0	28	0	0	41	17	0	58	0	110
Hourly Total	43	20	20	0	83	0	2	9	2	0	13	0	13	151	13	0	177	1	0	162	51	0	213	1	486
7:00PM	8	5	2	0	15	0	2	0	0	0	2	1	2	22	0	0	24	0	0	31	18	0	49	0	90
7:15PM	7	4	2	0	13	0	0	3	1	0	4	0	3	18	5	0	26	1	2	29	12	0	43	0	86
7:30PM	5	3	3	0	11	0	2	0	0	0	2	0	1	24	4	0	29	0	4	23	7	0	34	0	76
7:45PM	2	4	2	0	8	0	0	1	3	0	4	1	4	18	2	0	24	0	2	16	5	0	23	2	59
Hourly Total	22	16	9	0	47	0	4	4	4	0	12	2	10	82	11	0	103	1	8	99	42	0	149	2	311
Total	640	181	166	0	987	0	72	117	39	0	228	33	193	2120	118	0	2431	18	33	1797	674	0	2504	19	6150
% Approach	64.8%	18.3%	16.8%	0%	-	-	31.6%	51.3%	17.1%	0%	-	-	7.9%	87.2%	4.9%	0%	-	-	1.3%	71.8%	26.9%	0%	-	-	-
% Total	10.4%	2.9%	2.7%	0%	16.0%	-	1.2%	1.9%	0.6%	0%	3.7%	-	3.1%	34.5%	1.9%	0%	39.5%	-	0.5%	29.2%	11.0%	0%	40.7%	-	-
Lights	633	177	159	0	969	-	70	115	38	0	223	-	190	2082	116	0	2388	-	32	1758	670	0	2460	-	6040
% Lights	98.9%	97.8%	95.8%	0%	98.2%	-	97.2%	98.3%	97.4%	0%	97.8%	-	98.4%	98.2%	98.3%	0%	98.2%	-	97.0%	97.8%	99.4%	0%	98.2%	-	98.2%
Articulated Trucks and Single-Unit Trucks	6	2	7	0	15	-	2	2	1	0	5	-	3	31	2	0	36	-	1	34	3	0	38	-	94
% Articulated Trucks and Single-Unit Trucks	0.9%	1.1%	4.2%	0%	1.5%	-	2.8%	1.7%	2.6%	0%	2.2%	-	1.6%	1.5%	1.7%	0%	1.5%	-	3.0%	1.9%	0.4%	0%	1.5%	-	1.5%
Buses	1	2	0	0	3	-	0	0	0	0	0	-	0	7	0	0	7	-	0	5	1	0	6	-	16
% Buses	0.2%	1.1%	0%	0%	0.3%	-	0%	0%	0%	0%	0%	-	0%	0.3%	0%	0%	0.3%	-	0%	0.3%	0.1%	0%	0.2%	-	0.3%
Pedestrians	-	-	-	-	-	0	-	-	-	-	-	31	-	-	-	-	-	13	-	-	-	-	-	15	
% Pedestrians	-	-	-	-	-	-	-	-	-	-	-	93.9%	-	-	-	-	-	72.2%	-	-	-	-	-	78.9%	-
Bicycles on Crosswalk	-	-	-	-	-	0	-	-	-	-	-	2	-	-	-	-	-	5	-	-	-	-	-	4	
% Bicycles on Crosswalk	-	-	-	-	-	-	-	-	-	-	-	6.1%	-	-	-	-	-	27.8%	-	-	-	-	-	21.1%	-

*Pedestrians and Bicycles on Crosswalk. L: Left, R: Right, T: Thru, U: U-Turn

Webster at Blue Ash - TMC

Tue Nov 12, 2024

Full Length (6 AM-8 PM)

All Classes (Lights, Articulated Trucks and Single-Unit Trucks, Buses, Pedestrians, Bicycles on Crosswalk)

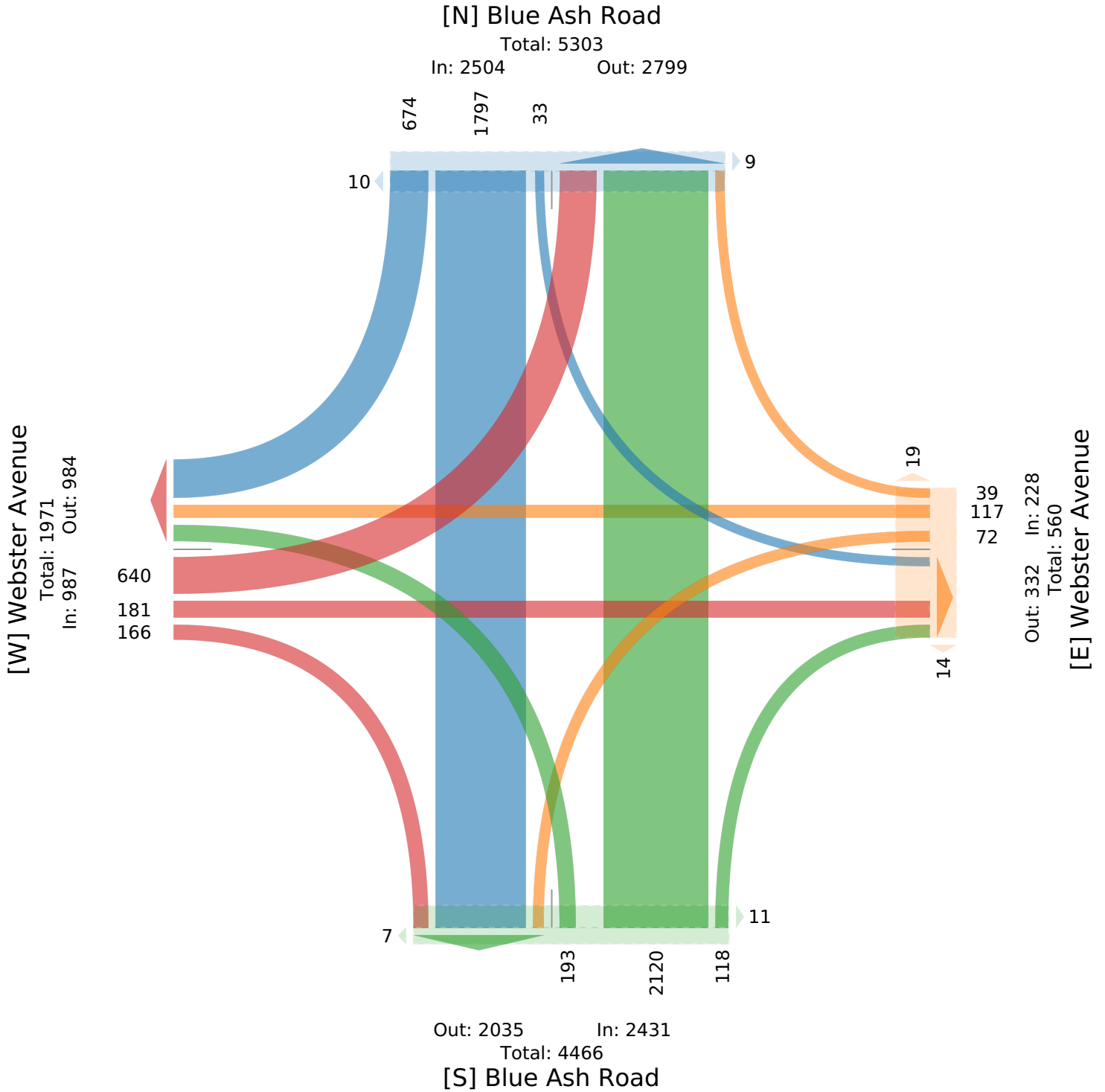
All Movements

ID: 1246439, Location: 39.198929, -84.398695



THE KLEINGERS GROUP

Provided by: The Kleingers Group
6219 Centre Park Drive,
West Chester, OH, 45069, US



Webster at Blue Ash - TMC

Tue Nov 12, 2024

AM Peak (7:30 AM - 8:30 AM)

All Classes (Lights, Articulated Trucks and Single-Unit Trucks, Buses, Pedestrians, Bicycles on Crosswalk)

All Movements

ID: 1246439, Location: 39.198929, -84.398695



THE KLEINGERS GROUP

Provided by: The Kleingers Group
6219 Centre Park Drive,
West Chester, OH, 45069, US

Leg Direction	Webster Avenue Eastbound						Webster Avenue Westbound						Blue Ash Road Northbound						Blue Ash Road Southbound						Int
	L	T	R	U	App	Ped*	L	T	R	U	App	Ped*	L	T	R	U	App	Ped*	L	T	R	U	App	Ped*	
2024-11-12 7:30AM	15	2	3	0	20	0	6	4	0	0	10	0	7	38	1	0	46	0	1	36	5	0	42	0	118
7:45AM	26	4	3	0	33	0	2	3	1	0	6	0	7	57	2	0	66	0	3	60	9	0	72	0	177
8:00AM	17	6	1	0	24	0	1	4	0	0	5	0	4	41	3	0	48	0	0	40	6	0	46	0	123
8:15AM	7	1	5	0	13	0	1	1	1	0	3	1	4	29	1	0	34	0	0	37	9	0	46	0	96
Total	65	13	12	0	90	0	10	12	2	0	24	1	22	165	7	0	194	0	4	173	29	0	206	0	514
% Approach	72.2%	14.4%	13.3%	0%	-	-	41.7%	50.0%	8.3%	0%	-	-	11.3%	85.1%	3.6%	0%	-	-	1.9%	84.0%	14.1%	0%	-	-	-
% Total	12.6%	2.5%	2.3%	0%	17.5%	-	1.9%	2.3%	0.4%	0%	4.7%	-	4.3%	32.1%	1.4%	0%	37.7%	-	0.8%	33.7%	5.6%	0%	40.1%	-	-
PHF	0.625	0.542	0.600	-	0.682	-	0.417	0.750	0.500	-	0.600	-	0.786	0.724	0.583	-	0.735	-	0.333	0.721	0.806	-	0.715	-	0.726
Lights	64	13	12	0	89	-	10	12	2	0	24	-	22	164	7	0	193	-	4	168	28	0	200	-	506
% Lights	98.5%	100%	100%	0%	98.9%	-	100%	100%	100%	0%	100%	-	100%	99.4%	100%	0%	99.5%	-	100%	97.1%	96.6%	0%	97.1%	-	98.4%
Articulated Trucks and Single-Unit Trucks	0	0	0	0	0	-	0	0	0	0	0	-	0	1	0	0	1	-	0	5	0	0	5	-	6
% Articulated Trucks and Single-Unit Trucks	0%	0%	0%	0%	0%	-	0%	0%	0%	0%	0%	-	0%	0.6%	0%	0%	0.5%	-	0%	2.9%	0%	0%	2.4%	-	1.2%
Buses	1	0	0	0	1	-	0	0	0	0	0	-	0	0	0	0	0	-	0	0	1	0	1	-	2
% Buses	1.5%	0%	0%	0%	1.1%	-	0%	0%	0%	0%	0%	-	0%	0%	0%	0%	0%	-	0%	0%	3.4%	0%	0.5%	-	0.4%
Pedestrians	-	-	-	-	-	0	-	-	-	-	-	1	-	-	-	-	-	0	-	-	-	-	-	0	-
% Pedestrians	-	-	-	-	-	-	-	-	-	-	-	100%	-	-	-	-	-	-	-	-	-	-	-	-	-
Bicycles on Crosswalk	-	-	-	-	-	0	-	-	-	-	-	0	-	-	-	-	-	0	-	-	-	-	-	0	-
% Bicycles on Crosswalk	-	-	-	-	-	-	-	-	-	-	-	0%	-	-	-	-	-	-	-	-	-	-	-	-	-

*Pedestrians and Bicycles on Crosswalk. L: Left, R: Right, T: Thru, U: U-Turn

Webster at Blue Ash - TMC

Tue Nov 12, 2024

AM Peak (7:30 AM - 8:30 AM)

All Classes (Lights, Articulated Trucks and Single-Unit Trucks, Buses, Pedestrians, Bicycles on Crosswalk)

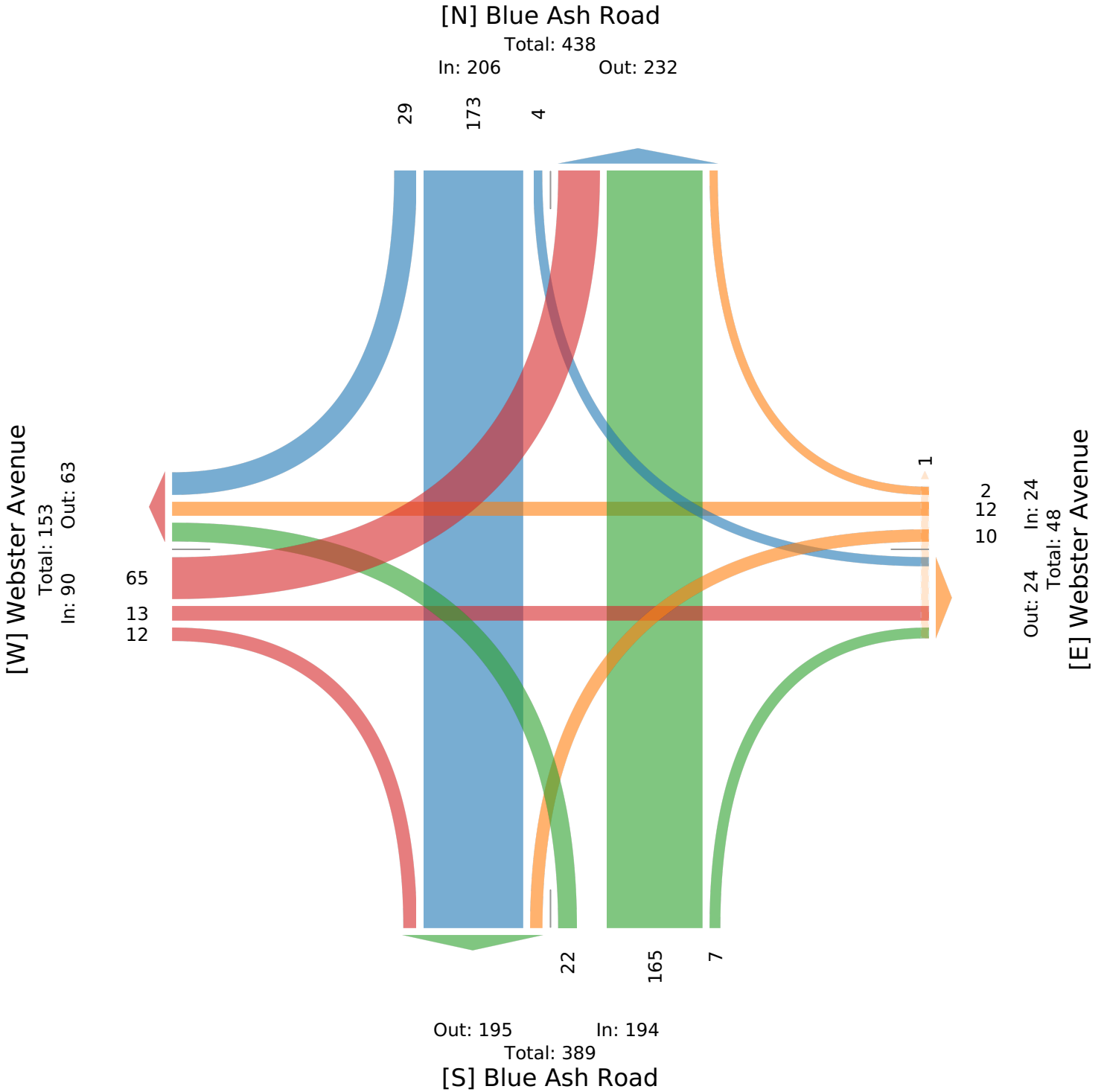
All Movements

ID: 1246439, Location: 39.198929, -84.398695



THE KLEINGERS GROUP

Provided by: The Kleingers Group
6219 Centre Park Drive,
West Chester, OH, 45069, US



Webster at Blue Ash - TMC

Tue Nov 12, 2024

Midday Peak (1 PM - 2 PM)

All Classes (Lights, Articulated Trucks and Single-Unit Trucks, Buses, Pedestrians, Bicycles on Crosswalk)

All Movements

ID: 1246439, Location: 39.198929, -84.398695



THE KLEINGERS GROUP

Provided by: The Kleingers Group
6219 Centre Park Drive,
West Chester, OH, 45069, US

Leg Direction	Webster Avenue Eastbound						Webster Avenue Westbound						Blue Ash Road Northbound						Blue Ash Road Southbound						Int
	L	T	R	U	App	Ped*	L	T	R	U	App	Ped*	L	T	R	U	App	Ped*	L	T	R	U	App	Ped*	
2024-11-12 1:00PM	8	2	2	0	12	0	1	0	1	0	2	1	5	27	1	0	33	0	0	32	7	0	39	1	86
1:15PM	7	1	4	0	12	0	0	1	0	0	1	0	2	33	0	0	35	0	0	35	19	0	54	0	102
1:30PM	10	0	4	0	14	0	0	5	0	0	5	2	4	27	0	0	31	1	0	29	8	0	37	0	87
1:45PM	15	5	2	0	22	0	1	2	0	0	3	0	5	33	2	0	40	0	0	35	12	0	47	0	112
Total	40	8	12	0	60	0	2	8	1	0	11	3	16	120	3	0	139	1	0	131	46	0	177	1	387
% Approach	66.7%	13.3%	20.0%	0%	-	-	18.2%	72.7%	9.1%	0%	-	-	11.5%	86.3%	2.2%	0%	-	-	0%	74.0%	26.0%	0%	-	-	-
% Total	10.3%	2.1%	3.1%	0%	15.5%	-	0.5%	2.1%	0.3%	0%	2.8%	-	4.1%	31.0%	0.8%	0%	35.9%	-	0%	33.9%	11.9%	0%	45.7%	-	-
PHF	0.667	0.400	0.750	-	0.682	-	0.500	0.400	0.250	-	0.550	-	0.800	0.909	0.375	-	0.869	-	-	0.936	0.605	-	0.819	-	0.864
Lights	40	8	10	0	58	-	2	7	1	0	10	-	15	117	3	0	135	-	0	127	46	0	173	-	376
% Lights	100%	100%	83.3%	0%	96.7%	-	100%	87.5%	100%	0%	90.9%	-	93.8%	97.5%	100%	0%	97.1%	-	0%	96.9%	100%	0%	97.7%	-	97.2%
Articulated Trucks and Single-Unit Trucks	0	0	2	0	2	-	0	1	0	0	1	-	1	3	0	0	4	-	0	4	0	0	4	-	11
% Articulated Trucks and Single-Unit Trucks	0%	0%	16.7%	0%	3.3%	-	0%	12.5%	0%	0%	9.1%	-	6.3%	2.5%	0%	0%	2.9%	-	0%	3.1%	0%	0%	2.3%	-	2.8%
Buses	0	0	0	0	0	-	0	0	0	0	0	-	0	0	0	0	0	-	0	0	0	0	0	-	0
% Buses	0%	0%	0%	0%	0%	-	0%	0%	0%	0%	0%	-	0%	0%	0%	0%	0%	-	0%	0%	0%	0%	0%	-	0%
Pedestrians	-	-	-	-	-	0	-	-	-	-	-	3	-	-	-	-	-	0	-	-	-	-	-	1	-
% Pedestrians	-	-	-	-	-	-	-	-	-	-	-	100%	-	-	-	-	-	0%	-	-	-	-	-	100%	-
Bicycles on Crosswalk	-	-	-	-	-	0	-	-	-	-	-	0	-	-	-	-	-	1	-	-	-	-	-	0	-
% Bicycles on Crosswalk	-	-	-	-	-	-	-	-	-	-	-	0%	-	-	-	-	-	100%	-	-	-	-	-	0%	-

*Pedestrians and Bicycles on Crosswalk. L: Left, R: Right, T: Thru, U: U-Turn

Webster at Blue Ash - TMC

Tue Nov 12, 2024

Midday Peak (1 PM - 2 PM)

All Classes (Lights, Articulated Trucks and Single-Unit Trucks, Buses, Pedestrians, Bicycles on Crosswalk)

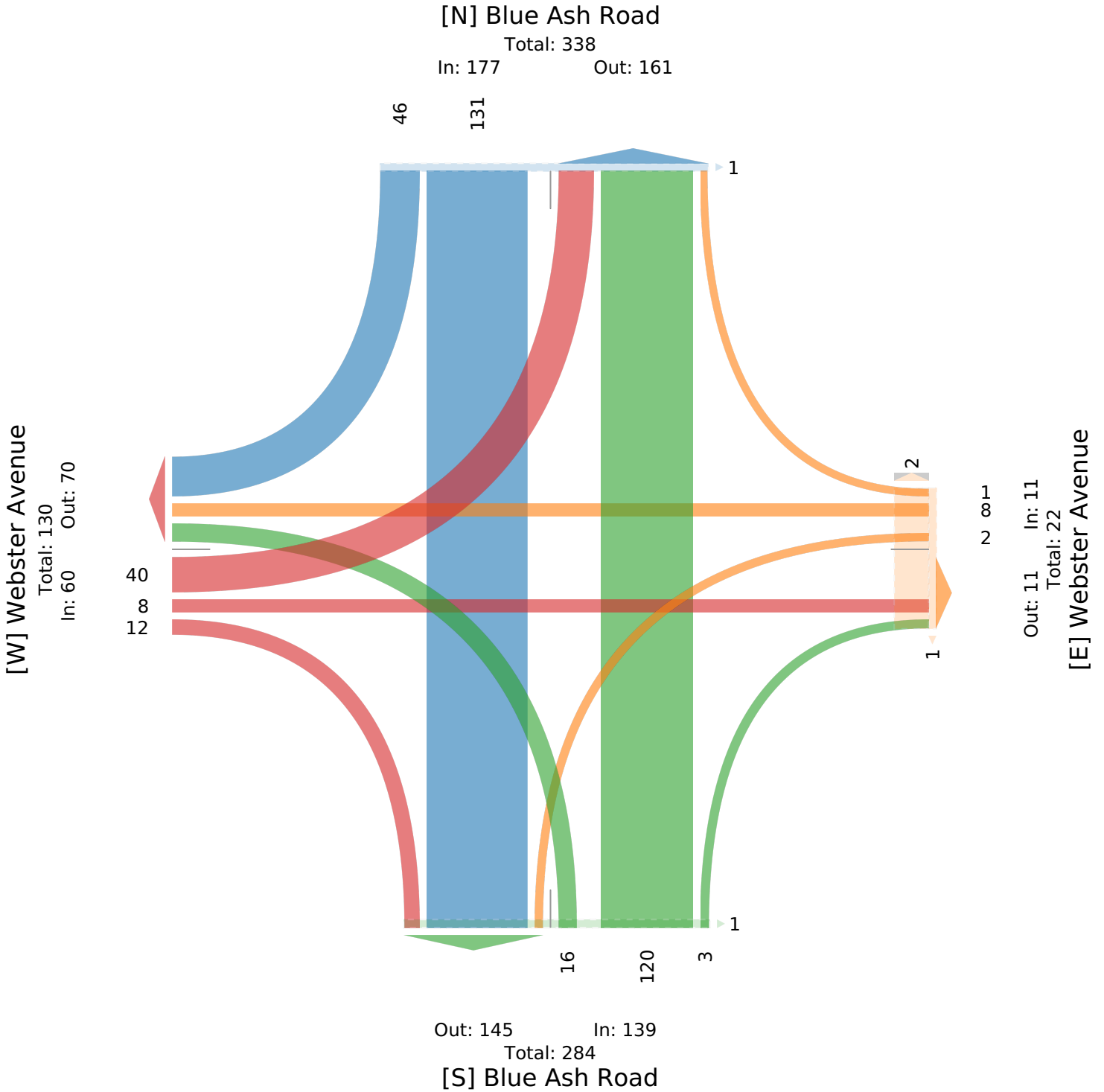
All Movements

ID: 1246439, Location: 39.198929, -84.398695



THE KLEINGERS GROUP

Provided by: The Kleingers Group
6219 Centre Park Drive,
West Chester, OH, 45069, US



Webster at Blue Ash - TMC

Tue Nov 12, 2024

PM Peak (4:45 PM - 5:45 PM) - Overall Peak Hour

All Classes (Lights, Articulated Trucks and Single-Unit Trucks, Buses, Pedestrians, Bicycles on Crosswalk)

All Movements

ID: 1246439, Location: 39.198929, -84.398695



Provided by: The Kleingers Group
6219 Centre Park Drive,
West Chester, OH, 45069, US

Leg Direction	Webster Avenue Eastbound						Webster Avenue Westbound						Blue Ash Road Northbound						Blue Ash Road Southbound						Int
	L	T	R	U	App	Ped*	L	T	R	U	App	Ped*	L	T	R	U	App	Ped*	L	T	R	U	App	Ped*	
2024-11-12 4:45PM	16	4	4	0	24	0	4	1	0	0	5	4	5	69	2	0	76	2	2	45	29	0	76	0	181
5:00PM	14	4	8	0	26	0	1	9	0	0	10	2	12	76	4	0	92	0	1	55	20	0	76	1	204
5:15PM	15	7	6	0	28	0	2	7	1	0	10	2	3	79	2	0	84	0	3	45	22	0	70	1	192
5:30PM	17	6	5	0	28	0	2	1	2	0	5	3	3	66	3	0	72	0	1	62	28	0	91	2	196
Total	62	21	23	0	106	0	9	18	3	0	30	11	23	290	11	0	324	2	7	207	99	0	313	4	773
% Approach	58.5%	19.8%	21.7%	0%	-	-	30.0%	60.0%	10.0%	0%	-	-	7.1%	89.5%	3.4%	0%	-	-	2.2%	66.1%	31.6%	0%	-	-	-
% Total	8.0%	2.7%	3.0%	0%	13.7%	-	1.2%	2.3%	0.4%	0%	3.9%	-	3.0%	37.5%	1.4%	0%	41.9%	-	0.9%	26.8%	12.8%	0%	40.5%	-	-
PHF	0.912	0.750	0.719	-	0.946	-	0.563	0.500	0.375	-	0.750	-	0.479	0.918	0.688	-	0.880	-	0.583	0.835	0.853	-	0.860	-	0.947
Lights	62	21	23	0	106	-	9	18	3	0	30	-	23	290	11	0	324	-	7	204	99	0	310	-	770
% Lights	100%	100%	100%	0%	100%	-	100%	100%	100%	0%	100%	-	100%	100%	100%	0%	100%	-	100%	98.6%	100%	0%	99.0%	-	99.6%
Articulated Trucks and Single-Unit Trucks	0	0	0	0	0	-	0	0	0	0	0	-	0	0	0	0	0	-	0	1	0	0	1	-	1
% Articulated Trucks and Single-Unit Trucks	0%	0%	0%	0%	0%	-	0%	0%	0%	0%	0%	-	0%	0%	0%	0%	0%	-	0%	0.5%	0%	0%	0.3%	-	0.1%
Buses	0	0	0	0	0	-	0	0	0	0	0	-	0	0	0	0	0	-	0	2	0	0	2	-	2
% Buses	0%	0%	0%	0%	0%	-	0%	0%	0%	0%	0%	-	0%	0%	0%	0%	0%	-	0%	1.0%	0%	0%	0.6%	-	0.3%
Pedestrians	-	-	-	-	-	0	-	-	-	-	-	11	-	-	-	-	-	0	-	-	-	-	-	3	3
% Pedestrians	-	-	-	-	-	-	-	-	-	-	-	100%	-	-	-	-	-	0%	-	-	-	-	-	75.0%	-
Bicycles on Crosswalk	-	-	-	-	-	0	-	-	-	-	-	0	-	-	-	-	-	2	-	-	-	-	-	1	1
% Bicycles on Crosswalk	-	-	-	-	-	-	-	-	-	-	-	0%	-	-	-	-	-	100%	-	-	-	-	-	25.0%	-

*Pedestrians and Bicycles on Crosswalk. L: Left, R: Right, T: Thru, U: U-Turn

Webster at Blue Ash - TMC

Tue Nov 12, 2024

PM Peak (4:45 PM - 5:45 PM) - Overall Peak Hour

All Classes (Lights, Articulated Trucks and Single-Unit Trucks, Buses, Pedestrians, Bicycles on Crosswalk)

All Movements

ID: 1246439, Location: 39.198929, -84.398695



THE KLEINGERS GROUP

Provided by: The Kleingers Group
6219 Centre Park Drive,
West Chester, OH, 45069, US

